






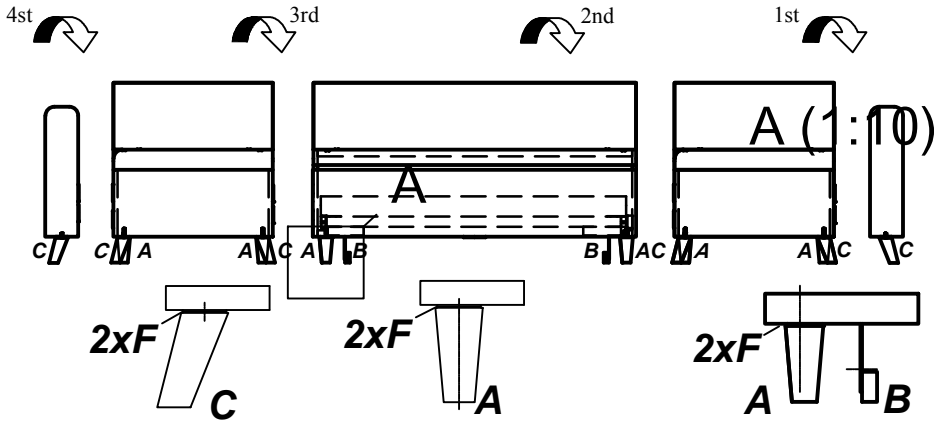


МОНТАЖНА СХЕМА

INSTRUCTION D'ASSEMBLAGE CANAPÉ

ASSEMBLY INSTRUCTIONS

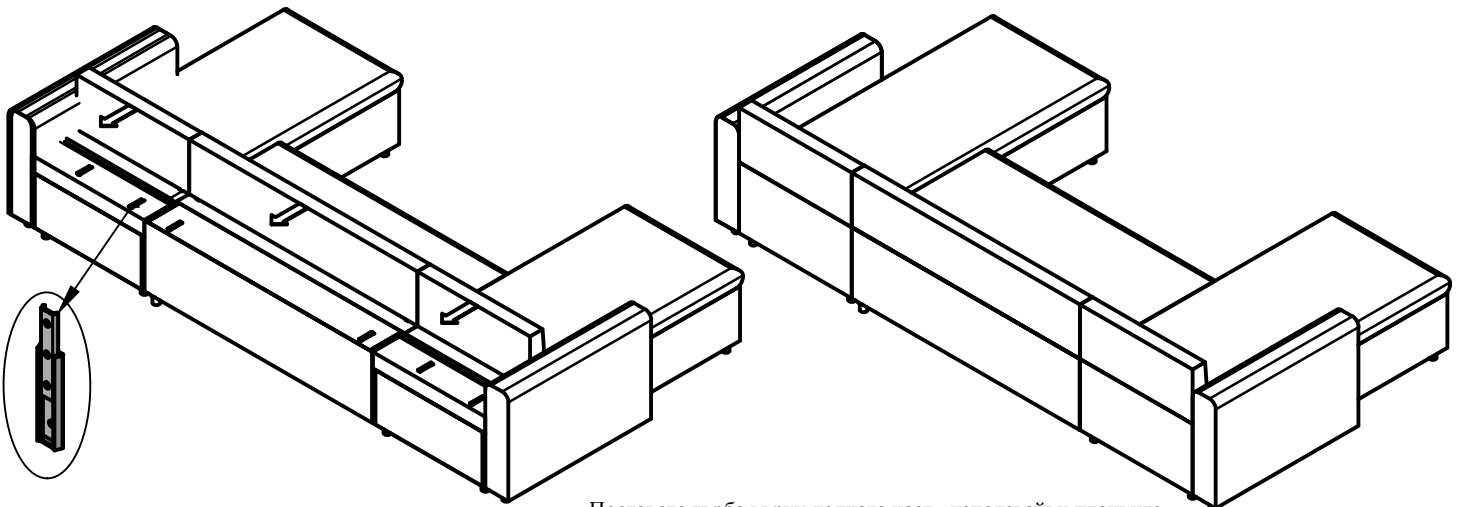
8 pcs	A 2 pcs	B 8 pcs	C 4 pcs	D 4 pcs	E 32 pcs	F
						
15 cm		15 cm	6x35	M6	Ø46	



С помощта на планките закачете подлакътниците и другите модули. Вие избирате посоката на ъгъла.

Attacher les accoudoirs avec le canapé et la meridienne. Vous choisissez la direction de la canapé.

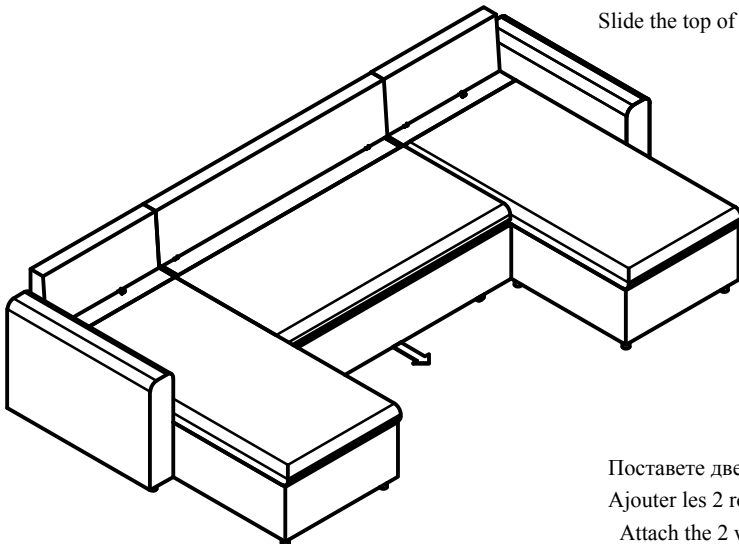
Attach the arms to the 2-seater and the chaiselong. You choose the direction of the corner.



Поставете гърба върху долната част , използвайки планките.

Faire glisser les deux dossiers.

Slide the top of the backs on the lower parts using the hinges.



Поставете двете колела , където е указано.

Ajouter les 2 roulettes à l'endroit indiqué.

Attach the 2 wheels where indicated.

